

CONTOGRAF

USER MANUAL



EBERHARD & CO

Manufacture Suisse d'Horlogerie depuis 1887



The Eberhard & Co. watch Maison was founded by Georges Eberhard at La Chaux-de-Fonds back in 1887. Ever since, the venture has specialised in the making of chronographs.

In this capacity, it has attained a highly respected position in the world of high-grade watches. With the introduction, at a later stage, of sportively elegant watches it has furthermore augmented this status of the Eberhard & Co. brand name.

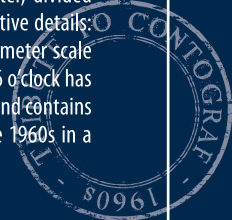
Eberhard's success story is backed by consistent deployment of advanced technology, meticulous craftsmanship and, not least, by observing that long tradition of superior workmanship which has made Swiss watchmaking a household name.

Today, with well over a century gone by, watches by Eberhard & Co. continue to stand for that high-grade quality and those excellent virtues which will please even the most demanding of connoisseurs.



CONTOGRAF

"Contograf" is a mechanical automatic chronograph proposed as tribute to the homonymous creation from the 1960s destined to become an emblem of its period thanks to its very innovative characteristics, in the pure style of a watchmaker which was always ahead of its time. Most of the original features have been maintained in the new 2014 edition, as the minute counter, divided into three units and designed to measure the duration of a telephone call. Many innovative details: the new ceramic bezel with unidirectional rotation that serves as a frame for the tachometer scale inspired by automotive design and the new Chassis® steel bracelet. The date window at 6 o'clock has kept its particular trapezoidal shape. The caseback is screwed-in like the original version and contains the inscription "Tribute to Contograf – 1960s": a journey through time interpreting the 1960s in a contemporary key.



INFORMATION REGARDING THE INTERNATIONAL GUARANTEE

We hereby guarantee your Eberhard & Co. watch against any defect in manufacture or materials for a period of 24 months, subject to normal conditions of use.

This guarantee does not cover:

- damage caused by improper technical handling or by shocks
- wear of the strap, glass or any other part due to normal watch use
- eventual shipping and insurance charges.

To have your Eberhard & Co. "Contograf" model serviced or repaired, please contact only technical service facilities authorised by Eberhard & Co.

We recommend to have the movement checked or overhauled every 3 years on average.

We aim to your full satisfaction.



- A Push button to start and stop the chronograph
- B Push button for setting to zero all hands of the chronograph
- C Winding crown
- D Hours-hand of the watch
- E Minutes-hand of the watch
- F Small continuous seconds-hand

- G Centre-seconds-hand counter of the chronograph
- H 30-minutes chronograph register-hand
- I Date indicator
- L Tachometer scale
- M 1/5 second scale
- N Rotating unidirectional bezel

FEATURES

Contograf has a mechanical automatic-winding movement. Screwed-in crown and domed sapphire glass, the caseback is screwed-in.

From this collection, the following version is available:

- Case in stainless steel with leather-strap or with steel bracelet.
Water-resistant down to 50 m.

READING THE DIAL

On the Contograf dial there are 2 counters which have the following functions:

- Small continuous seconds-hand **F**
- 30-minutes chronograph register-hand **H**

The chronograph seconds are given by the centre-hand **G**

The date window is situated at 6 hours.

PUSHBUTTONS

Make sure the pushbuttons are always pressed in the following order:

A : start

A : stop

B : return to zero

Abide by this sequence quite severely so as to preclude damage to the mechanism.

Never make use of the push-buttons under water since they are not watertight while being pressed.

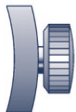
BEZEL

The ceramic bezel with unidirectional counterclockwise rotation **N** can mark the hours of a second time-zone or the chronograph hours by setting it at start hour.

USE OF THE CROWN

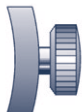


POSITION A - Screwed-in crown, guaranteed water-resistance



POSITION B - WINDING OF THE WATCH - To unscrew the crown turn it counter-clockwise.

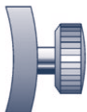
When it is unscrewed, turn it clockwise to transmit the manual charge to the movement. If your Contograf has not been worn for some time, the automatic movement has to be wound manually, in order to obtain an immediate sufficient power-reserve and to ensure an accurate working of the watch.



POSITION C - RAPID DATE-SETTING: Pull the crown to the first catch.

Turning the crown clockwise you will operate for setting the desired date.

IMPORTANT: Never make the correction of the date between 10 p.m. and 1 a.m.



POSITION D - TIME SETTING - Pull the crown to the second catch to set the time.

IMPORTANT

To set back the crown, push it lightly against the watch case while twisting it clockwise until it is fully screwed back in.

OPERATING INSTRUCTIONS FOR THE CHRONOGRAPH

Press the push-button **A** to start the chronograph mechanism. Press the push-button a second time to stop the chronograph mechanism. You can now read on the counters how many seconds **G** and minutes **H** have elapsed. Press the push-button again and the chronograph will restart from the intermediate stop. To return to zero, the chronograph must be in the stop position.

Press the second push-button **B** and all hands will return to zero. You are advised not to leave the chronograph mechanism operating continuously.

HOW TO USE THE TACHOMETER SCALE

The outer rim on the dial shows the data needed for metering the speed of a vehicle over a distance of 1,000 metres. The moment the vehicle passes the first reading marking the beginning of said 1,000m distance, activate the hand **G** of the chronograph to bring it to a stop the moment the vehicle passes the second reading mark. Said hand **G** will now indicate the average speed reached in km/h in tune with the tachometer scale. Example: when one kilometre is covered within 45 seconds, the average speed displayed by the centre seconds-hand **G** on the tachometer scale will be tantamount to a speed of 80km/h.

1/5 SECOND SCALE

The division on the dial of this model **M** enables the user to make observations not just to approximately a second, but to the order of 1/5 second.

DIRECTIONS FOR USE OF WATERTIGHT WATCHES

You may wear your “Contograf” when in the water or when taking a shower, but it is not fit for breath-held diving, plunging or diving activities. Important: we strongly recommend that you have the crown well tightened before possible contacts with water. Do not activate the pushbuttons nor manipulate the crown as long as the watch is wet or in the water. After using in seawater, rinse the watch under fresh water. Exposure to temperature shocks should be avoided. We recommend that you have the water-resistance checked at least once a year by a qualified technical service facility in order to find out if the gaskets need to be replaced.

EFFECTS FROM MAGNETIC FIELDS

It is recommended that you do not leave your watch near electronic equipment (e.g. televisions – cell phones – refrigerators – microwave ovens – radio alarms etc.), which could, even at short distances, give off magnetic fields capable of magnetizing several components of the mechanical movement, causing variations in operational precision. In case of magnetization, the movement must undergo a simple demagnetizing procedure.



www.eberhard-co-watches.ch