

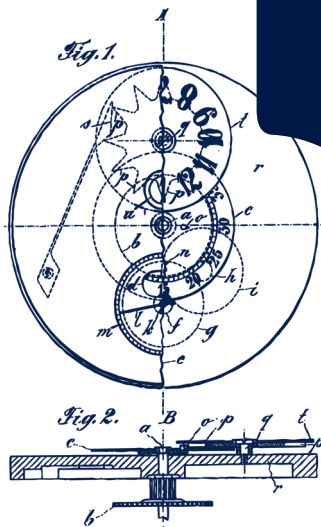
CHRONOGRAPHE 1887
AUTOMATIQUE



EBERHARD & CO

Manufacture Suisse d'Horlogerie depuis 1887

USER MANUAL



1887

The Eberhard & Co. watch manufactory was founded by Georges-Lucien Eberhard at La Chaux-de-Fonds back in 1887. Ever since, the venture has specialised in the making of chronographs.

In this capacity, it has attained a highly respected position in the world of high-grade watches. With the introduction, at a later stage, of sportively elegant watches it has furthermore augmented this status of the Eberhard & Co. brand name.

Eberhard's success story is backed by consistent deployment of advanced technology, meticulous craftsmanship and, not least, by observing that long tradition of superior workmanship which has made Swiss watchmaking a household name.

Today, with well over a century gone by, watches by Eberhard & Co. continue to stand for that high-grade quality and those excellent virtues which will please even the most demanding of connoisseurs.

Today the historic Eberhard & Co. headquarters, at 73 Avenue Léopold-Robert, house the brand museum, which can be visited by appointment.

CHRONOGRAPHE 1887 AUTOMATIQUE



“Chronographe 1887 Automatique” is a self-winding mechanical chronograph that embodies, in contemporary form, Eberhard & Co.’s in-depth research into historical timepieces. The chronograph is characterised by a high level of refinement, both technical and aesthetic. It is animated by the exclusive EB 380 calibre with column-wheel and fly-back complication, customised with special interventions, including the creation of a special lever, which allows the chronograph reset button to be displaced coaxially to the crown, and the workmanship of the oscillating weight with Côtes de Genève and colimaçon papier finish. The reference to historical chronographs is expressed through special elements, such as the vintage-style crown with coaxial button, or the sinuous shape of the case.

We hereby guarantee your Eberhard & Co. watch against any defect in manufacture or materials for a period of 48 months from the date of purchase, subject to normal conditions of use.

This guarantee does not cover:

- damage, including indirect damage, caused by shocks, falls or incorrect use of the watch
- wear and tear of the strap, glass or any other part of the watch due to normal use
- watches whose reference or matriculation number has been worn away or altered, or Shield Cards that have not been correctly activated
- work carried out on the watch or strap by non-authorized persons or alterations made to the watch that do not respect its original configuration
- damage caused by the failure to check the watch’s water resistance
- possible shipping and insurance costs

To have your Eberhard & Co. watch serviced or repaired, please contact one of our service centres or an authorised retailer and present your Shield Card, filled in and complete with the activation PIN.

We recommend a check-up or overhaul of the movement on average every 3 years, depending on the conditions of use.

For more information, please visit [eberhard1887.com](https://www.eberhard1887.com)



A Push-button to start and stop the chronograph

B Push-button for setting to zero all hands of the chronograph and activating the “fly-back” function

C Winding crown

D Hour hand of the watch

E Minute hand of the watch

F Small continuous seconds hand

G Centre seconds counter hand of the chronograph

H Small minute counter hand of the chronograph

I Telemeter scale

L Tachometer scale

M 1/5 second scale



A Push-button to start and stop the chronograph

B Push-button for setting to zero all hands of the chronograph and activating the “fly-back” function

C Winding crown

D Hour hand of the watch

E Minute hand of the watch

F Small continuous seconds hand

G Centre seconds counter hand of the chronograph

H Small minute counter hand of the chronograph

I 1/5 second scale

L Tachymeter scale

FEATURES

The “Chronographe 1887 Automatique” has a mechanical self-winding bidirectional movement, chronograph with column wheel, 28800 alternances/h, power reserve > 60 h. The vitré caseback reveals the elegant finish of the movement and the personalised oscillating weight.

The crown is water-resistant, the glass is sapphire, the caseback is fixed with 4 screws.

From this collection, the following version is available:

- Case in stainless steel with alligator leather strap.

Water-resistant down to 50 m.

READING THE DIAL

On the “Chronographe 1887 Automatique” dial there are 2 counters which have the following functions:

- Small continuous seconds hand **F**
- Small minute counter hand of the chronograph **H**

The chronograph seconds are given by the centre hand **G**

PUSH-BUTTONS

For the chronograph function, the push-buttons should be pressed in the following order:

A : start

A : stop

B : return to zero

For the “fly-back” function in the following order:

A : start

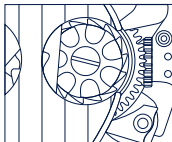
A : activation of “fly-back” function (also sequential)

A : stop

B : return to zero

We recommend not operating the push-buttons in water. Water resistance is only guaranteed under normal conditions.

LA ROUE À COLONNES (COLUMN WHEEL)



It is the sophisticated control centre which allows to start and stop the chronograph, and prevents the accidental setting to zero when the chronograph is working. Characteristics of this fine device are the remarkable technical value, the accuracy and the smoothness of its functions. Its realisation involves a total technical mastery both during the components production and the control and assembly phases. It is the signature of a great chronograph.

OPERATING INSTRUCTIONS FOR THE CHRONOGRAPH

Press the push-button **A** to start the chronograph mechanism. Press the push-button a second time to stop the chronograph mechanism. You can now read on the counters how many seconds **G** and minutes **H** have elapsed. Press the push-button again and the chronograph will restart from the intermediate stop. To return to zero, the chronograph must be in the stop position.

Press the second push-button **B** and all hands will return to zero. You are advised not to leave the chronograph mechanism operating continuously.

INSTRUCTIONS FOR THE ACTIVATION OF THE “FLY-BACK” FUNCTION

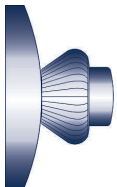
To activate the functioning of the chronograph hands, press push-button **A**. By pressing push-button **B** and immediately releasing it, the hand starts again from zero. In this case, the mechanical parts associated with push-button **B** initiate three operations in rapid succession:

- Interruption of the transmission of motion between driven and driving wheels
- Simultaneous resetting of the chronograph by the action of a single hammer which brings the hands back to their initial ‘0’ position
- Restart of timing when the push-button is released, thanks to the combined action of multiple levers which allow the transmission of motion between the chronograph wheels to be resumed.

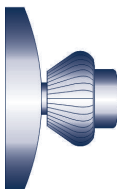
This highly complex sequence of movements is controlled directly by the chronograph lever which is in turn actuated by push-button **B**. This type of instantaneous “fly-back” is an example of precision operation thanks to the particular execution of the movement, which also includes the presence of the column wheel integrated into the mechanism, which accurately coordinates the operation of all the mechanical components associated with it.

To permanently reset the “fly-back” function to zero, press push-button **A** and subsequently push-button **B**.

USE OF THE CROWN



POSITION A - WINDING OF THE WATCH - Guaranteed water-resistance.
Turning of crown clockwise will transmit the manual charge to the movement.



POSITION B - TIME SETTING - Pull the crown to the first notch to set the time.

IMPORTANT

To set back the crown, push it lightly against the watch case.

TELEMETER SCALE (WHEN PRESENT)

The telemeter scale allows measuring the distance between the observer and an event which is simultaneously visible and audible. The observer activates the chronograph hand as soon as he sees the event and stops it as soon as he hears the sound. Then, he will be able to read the hand indication **G** on the telemeter **I** which represents the distance from the perceived event given in kilometres and 100 metre fractions.

For example, the distance from a thunderstorm can be measured using the telemeter scale. The time that elapses between the moment when the lightning is visible and the one when the thunder is heard establishes, by means of the telemeter scale, the distance of the thunderstorm from the point of observation.

TACHOMETER SCALE

The snailed tachometer scale **L**, at the centre of the dial, allows to measure the speed of a vehicle over a 1000 m distance. The moment the vehicle passes the first reading marking the beginning of said 1000 m distance, activate the hand **G** of the chronograph to bring it to a stop the moment the vehicle passes the second reading mark. The hand **G** will now indicate the average speed in km/hour on the tachometer scale. Example: when one kilometre is covered within 45 seconds, the average speed displayed by the centre seconds-hand **G** on the tachometer scale will be tantamount to a speed of 80 km/h.

The specific shape of the snailed tachometer scale allows for reading speeds from 450 km/h to 20 km/h, while the one positioned on the outer perimeter of the dial, from 600 km/h down to 60 km/h.

1/5 SECOND SCALE

The division of the reading space of the seconds into 5 parts **M** enables the user to make observations not just to approximately a second, but to the order of 1/5 second.

DIRECTIONS FOR USE OF WATERTIGHT WATCHES

You may wear your “Chronographe 1887 Automatique” when in the water or when taking a shower, but it is not fit for breath-held diving, plunging or diving activities. Important: we strongly recommend that you have the crown well positioned before possible contacts with water. Do not activate the push-buttons nor manipulate the crown as long as the watch is wet or in the water. After using in seawater, rinse the watch under fresh water. Exposure to temperature shocks should be avoided. We recommend that you have the water-resistance checked at least once a year by a qualified technical service facility in order to find out if the gaskets need to be replaced.



1887

CELEBRATE YOUR TIME

EBERHARD1887.COM