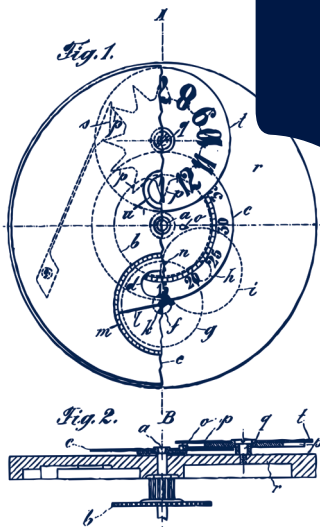


USER MANUAL





1887

The Eberhard & Co. watch manufactory was founded by Georges-Lucien Eberhard at La Chaux-de-Fonds back in 1887. Ever since, the venture has specialised in the making of chronographs.

In this capacity, it has attained a highly respected position in the world of high-grade watches. With the introduction, at a later stage, of sportively elegant watches it has furthermore augmented this status of the Eberhard & Co. brand name.

Eberhard's success story is backed by consistent deployment of advanced technology, meticulous craftsmanship and, not least, by observing that long tradition of superior workmanship which has made Swiss watchmaking a household name.

Today, with well over a century gone by, watches by Eberhard & Co. continue to stand for that high-grade quality and those excellent virtues which will please even the most demanding of connoisseurs.

Today the historic Eberhard & Co. headquarters, at 73 Avenue Léopold-Robert, house the brand museum, which can be visited by appointment.



Founded in 1887, the watch company Eberhard & Co. has always followed a precise method in watch production.

Your Eberhard & Co. watch, made in our factory, is the result of a tradition which values work done well and the rigorous selection of materials; today this tradition is based on sophisticated modern technologies. Our employees, entrusted with the manufacture of your watch, are highly qualified specialists.

We hereby guarantee your Eberhard & Co. watch against any defect in manufacture or materials for a period of 24 months from the date of purchase, subject to normal conditions of use.

This guarantee does not cover:

- damage, including indirect damage, caused by shocks, falls or incorrect use of the watch
- wear and tear of the strap, glass, battery or any other part of the watch due to normal use
- watches whose reference or matriculation number has been worn away or altered, or Shield Cards that have not been correctly activated
- work carried out on the watch or strap by non-authorised persons or alterations made to the watch that do not respect its original configuration
- damage caused by the failure to check the watch's water resistance

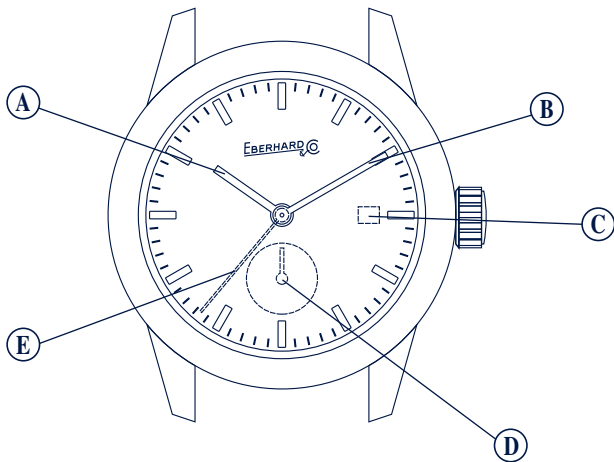
To have your Eberhard & Co. watch serviced or repaired, please contact one of our service centres or an authorised retailer and present your Shield Card, filled in and complete with the activation PIN.

We recommend a check-up or overhaul at the following intervals:

- mechanical watches: on average every 3 years, depending on the conditions of use.
- quartz watches: when the battery is flat. A battery should always be replaced immediately when it is exhausted.


For more information, please visit eberhard1887.com

READING THE DIAL



- A Hour hand
- B Minute hand
- C Date (if present)
- D Small seconds hand (if present)
- E Seconds hand (if present)

USING THE CROWN



POSITION A Position for manually winding the movement. Water resistance is guaranteed.

POSITION B For watches without date: pull out the crown to adjust hours and minutes
For watches with date: pull out the crown for rapid date setting


POSITION C For watches with date: to adjust hours and minutes
(In some models, the movement may stop)

Please note: as the date changes when it is nearly 24:00, avoid rapid date setting between 22:00 in the evening and 01:00 in the morning.

Important: when you have made the adjustments, return the crown to position A.

Following a period of inactivity, we recommend manually winding the movement of automatic watches before wearing your timepiece.

USING THE SCREW-IN CROWN



POSITION A Crown screwed-in, water resistance is guaranteed.

POSITION B Unscrew the crown by turning it in an anti-clockwise direction. This is the position for winding the movement.

POSITION C For watches without date: position for adjusting hours and minutes
For watches with date: position for rapid date setting

POSITION D For watches with date: to adjust hours and minutes
(In some models, the movement may stop)

Please note: as the date changes when it is nearly 24:00, avoid rapid date setting between 22:00 in the evening and 01:00 in the morning.

Important: when you have made the adjustments, return the crown to position A.

Following a period of inactivity, we recommend manually winding the movement of automatic watches before wearing your timepiece.

LEATHER STRAP CARE

Our watch straps are made with natural, hypoallergenic materials and, in line with current regulations, are tanned with plant-based agents and are therefore free of any chemicals providing water resistance. As such, the average lifespan of the strap depends greatly on the use of the watch. We recommend avoiding direct contact with perfumes, cosmetic products and detergents that could cause damage to the strap.

RUBBER STRAP MAINTENANCE

We recommend periodically cleaning the strap with water and a mild soap, avoiding the use of aggressive detergents.

DISPOSAL OF THE COMPONENTS OF ELECTRICAL AND ELECTRONIC PRODUCTS

To comply with the Community's Directives 2002/95/EC, 2002/96/EC and 2003/10/EE and their nationally applicable adaptations, an electrical or electronic product that has reached the end of its life must be taken to the appropriate collection point for electrical and electronic equipment or must be handed in to a retailer, at the time of purchase of a new product of the equivalent type. This contributes to avoid possible negative consequences for the environment and health, associated with the incorrect treatment of electrical and electronic equipment that has reached the end of its life. Illegal disposal of the product by the user, may cause the application of the administrative sanctions provided for under the present laws.

REMOVAL AND DISPOSAL OF USED BATTERIES

To comply with the Community's Directives 2002/66/CE and their nationally applicable adaptations, we herewith advise that when "zinc/silver" button type batteries in quartz watches are dead, they constitute refuse, which is subject to a separate collection from domestic refuse and must be disposed of by qualified staff or by using the appropriate collection containers. For the removal of batteries from watches it is necessary to open the bottom of the case. ATTENTION: during the lifespan of the watch the removal of the battery must be done exclusively at a Technical Assistance Centre or by an authorised retailer. Any attempt to remove the battery by non-authorised or unqualified personnel could, in fact, compromise the correct functioning of the product.



www.eberhard1887.com